



# EPARA BEACON

## CLUB OFFICERS

### PRESIDENT

Ed Hugely - kc3olb

### VICE PRESIDENT

Craig Sansig - w3wvp

### SECRETARY

Kevin Forrest - w3kcf

### TREASURER

Mike Oprihory - wr8th

### MEMBER AT LARGE

Chris Sanders - aj3c

\*\*\*\*\*

## SUPPORT TEAM

### Quartermaster

John Victor - k3wh

### MEMBERSHIP

Al Brizzi - kb3ovb

### SOCIAL MEDIA

Ray Loewenthal - w3ril

### PUBLIC INFO OFFICER

Ruth Ann - w9fbo



Welcome to the EPARA Beacon, the official newsletter of the Eastern Pennsylvania Amateur Radio Association.

EPARA has served the amateur radio community in the Pocono Mountains for over 31 years. We provide opportunities for learning and the advancement of skills in amateur radio for Ham's and Non-Hams alike. We take pride in supporting our communities and surrounding areas by providing radio communications when needs arise.

We have been affiliated with the 'American Radio Relay League' (ARRL) since 1995 and continue to participate and support them in all they do for the world of Amateur Radio. From study material, testing, club events, contesting and much more. There is always something to do and learn. Come, join us and be part of this exciting hobby.

Feel free to join us for our monthly club meeting, starting at 1930 (7:30 pm) at the Monroe County Emergency Center (911Ctr).



## Monthly VE Testing

To schedule you test, contact  
Chris: [aj3c.ve@gmail.com](mailto:aj3c.ve@gmail.com)

Testing starts at 1800 prior to our  
monthly club meeting.

## WEEKLY NETS

**EPARA Tech Net - Mon 2030**  
146.865 Mhz, PL - 100 Hz

**EPARA Swap Net Tue 2030**  
146.865 Mhz, PL - 100Hz

**EPARA DMR Rag Chew Wed 2030**  
Talk Group - 3149822

**Webmaster/Newsletter**  
Kevin Forrest - w3kcf

**Website:**

[www.epara-n3is.org](http://www.epara-n3is.org)

**Email**

[eparahamradio@outlook.com](mailto:eparahamradio@outlook.com)

**\* Newsletter Submissions \***

Kevin Forrest - w3kcf  
[eparabeacon@gmail.com](mailto:eparabeacon@gmail.com)

**EPARA**  
P.O. Box 521  
Sciota, Pa 18354

## Presidents Comments



Greetings, I would like to thank as always the officers, volunteers and membership for all your support throughout my past presidency and the next as we have many exciting presentations, demonstrations and workshops in the future relating to our hobby which also can be used as a service. We want to prosper in our Epara club as Ares does, so please vote for the separation at this time so we both can move forward respectfully.

Great thanks to Pete, our past VP and for our elected VP, Craig. I welcome 4 new members listed below, RuthAnn our PIO, Chris our VEC and John Ewell for keeping an eye out for an upgraded club trailer. Kevin and I one Sunday went to look at a trailer

which was in nice shape {2023} which was longer but narrower by 6", so we refused to just settle, so we're still looking. Hoping to see everyone at our april meeting as Walt

w3fnz will be demonstrating his coax trouble shooting box as he described at the multimeter presentation last month.

For those interested in purchasing a club hat, Send us an email to: [eparahamradio@outlook.com](mailto:eparahamradio@outlook.com).

The price is \$22 for our club logo on the front and your call sign on the back. Club Events for 2026 In the coming months, we will begin preparing for the upcoming club events. Sign up sheets for Field Day, west End Fair, Hamfest and community parades will be out. Please take a look and see what events you might like to participate in. Please inquire if you have any questions about the events if you're not sure what it entails.

Stroudsburg Library: The library Presentation Committee has asked if our club would be interested in giving a presentation this year regarding Amateur Radio. Ed said we are looking at May 2026. Chris – AJ3C said he could do a presentation and Thursday works best.

**Planned Activities**  
**DMR Workshop**  
**Directional Antenna Build**

# EPARA MINUTES MARCH 2026



## Eastern Pennsylvania Amateur Radio Association March 12, 2026 General Membership Meeting 7:30PM

### Open meeting:

Meeting called to order at 7:30 pm on March 12th, 2026 by Ed - KC3OLB

**Quorum:** Yes

Total attending: 23 Present at 911 Center: 20 Present on Zoom: 3 Visitors present: 0

### Pledge of Allegiance / Moment of silence:

### Membership Meeting – Minutes February 12th 2025 Secretary – Kevin - W3KCF:

Meeting minutes for February 12<sup>th</sup>, 2025 were posted in the EPARA Newsletter. Ed – KC3OLB asked members if they had seen and read the minutes from our previous meeting. He then asked if there were any questions or objections to the minutes as they were presented. With no objections, Ed asked for a motion to accept the minutes as presented:

***Motion to accept Minutes as Read: Joe - KC3VLN and 2<sup>nd</sup> by Craig – W3WWP (Passed)***

### Treasurer's report:

***For the March 12h, 2026 EPARA Club Meeting  
By Mike – WR8TH  
Treasurers Report - Month of February 2026***

A detailed report was read to the membership itemizing all transactions. Mike mentioned that if anyone was interested in seeing the detailed report, please contact him.

All transactions during this period are accounted for with accompanying documentation

***Motion to accept Treasures Report: Ron – N3GGT and 2<sup>nd</sup> AL – KB3OVB Motion Passed***

## **Comments from the President: Ed – KB3OLB**

### **Nominations for 2026 Board Members**

In February 2026 and then again in March 2026, Ed asked the membership if they had any nominations for the upcoming elections of officers, for the new term starting in April. The Constitution states in **Article V, Sections 5.6** the process we are to follow in conducting nominations and elections. These steps were taken.

Pete – KB3YKJ declined nomination to remain as Vice President and Craig – W3WWP was nominated and he accepted.

No other nominations were received and we followed “Article V” of the constitution. Section 7 states, In the cases where only one candidate for an office exists, the secretary shall cast one vote to elect and that name need not go through the balloting procedures. A vote of acclamation shall be conducted.

**Below is the list of our newly elected officers. Beginning in April 2026, their term will run for two years.**

*Ed – KC3OLB was nominated for President*

*Craig – W3WWP was nominated for Vice President*

*Kevin – W3KCF was nominated for Secretary*

*Mike - WR8TH was nominated for Treasurer*

*Chris – AJ3C was nominated for “Board Member At Large*

*At the conclusion of our elections, Ed continued on with his comments.*

### **Changes to Our Bylaws:**

*Ed advised our members at the March 12<sup>th</sup> meeting, that upon membership approval, changes will be made to our existing Bylaws and a written notice was sent to each member via the Groups.io. The proposed changes are as follows. The removal of “Article 4”, titled “ARES/RACES,” from our bylaws. A discussion will be held at our April 9th meeting, to determine the outcome of this matter.*

### **Club Hats:**

For those interested in purchasing a club hat, send us an email to: [eparahamradio@outlook.com](mailto:eparahamradio@outlook.com). The price is \$22 for our club hat with logo on the front and call sign on the back..

### **Club Events for 2026**

In the coming months, we will begin preparing for the upcoming club events. Sign up sheets for Field Day, west End Fair, Hamfest and community parades will be out. Please take a look and see what events you might like to participate in.

**St. Patrick's Day Parade:**

This year, the parade will be held on Sunday March 22<sup>nd</sup>. Once again, we will be participating. Further details are forthcoming from Ruth Ann.

**Directional antenna Build/ Fox Hunt:**

In April, we are planning on building a directional antenna. After the build, we will gather and head to Stroudsburg, in an attempt to find the missing fox. Please let us know if you are interested and we will provide the material for the build. A classroom will be scheduled for the project and upon completion, we will head into Stroudsburg, to locate the hidden transmitter. The build should take between one to two hours and then we'll head out.

**Field Day:**

This year's Field Day is the last weekend in June (27<sup>th</sup> – 28<sup>th</sup>) Setup will begin around 1500 on Friday the 26<sup>th</sup>. Kevin – W3KCF has permission to use the church's property in Pen Argyl. It's 12 acres on a hill with no obstructions or RF interference. It's the same site we have used for our EME outings. (Moon Bounce)

**West End fair:**

The fair will be here before we know it. This year it is August 23<sup>rd</sup> through the August 29<sup>th</sup>. Next month we will have a signup sheet available to select which days and time slots you may prefer.

**Hamfest:**

This year's Hamfest will once again be held at the Moose Lodge on September 20<sup>th</sup>. Next month we will have a signup sheet for those wishing to participate. I shout out to Allen, Joe, Rose and John who said they will be there.

**Christmas party:**

This year's Christmas part will be on the 10<sup>th</sup> of December. We still have plenty of time to pick a location, so let us know if this works for you. If you have another location you'd like to try, please let us know.

**Stroudsburg Library:** The library Presentation Committee has asked if our club would be interested in giving a presentation this year regarding Amateur Radio. Ed spoke with library personnel and they said it would have to be in either May or June as earlier slots have already been filled. Chris – AJ3C said he could do a presentation and Thursday works best.

**Net Participation:** Ed mentioned we have 3 weekly nets. Come out and join us.



**Kevin – W3KCF – Newsletter:**

Now that the website is up and running, we'll be able to integrate the newsletter much easier. Those that don't want to get the newsletter via the website can still receive via our groups.io account. I've taken out all the old tech articles and will only put in new articles on a monthly basis. Upcoming events will be mentioned and events that were just completed will be updated with pictures and comments.

At the end of the newsletter, there will be a place to advertise your gear or purchase new equipment. We will work in conjunction with AL's swap net, so all bases are covered. If you have something to sell or looking for something new, send me the details.

Contact information: [eparabeacon@gmail.com](mailto:eparabeacon@gmail.com)

**AL, KB3OVB: Membership**

AL said the list he currently has show's 32 paid members, plus 4 lifetime members. In addition, we received one new member at the meeting and one member paid his dues. We now have 34 paid members.

**Old Business:**

Ed mentioned that we are still looking for a suitable trailer for the club. We are looking for a 16' to 18' trailer with a dropdown rear entry and RV style side door. Price range \$2500-\$4000

**New Business:**

Craig – W3WWP has been working on having HamCrazy create our new id cards. He said there will be a choice on style, card material and information on the id.

At our March meeting, craig had an update on the id cards. He showed us 4 variations which were quite nice. I think the majority consensus was the portrait view. With a few tweaks, it's going to be a fantastic choice.

Cost for the club id's will be \$9.25 if we have a minimum of 30 members interested. If not, the cost is still under \$10.00.

Those interest please send Craig – W3WWP a photo to his email. In the subject line, put club id photo.

[csansig@yahoo.com](mailto:csansig@yahoo.com)

**New Members**

Tonight we had one new member Kevin - KC3QOP Welcome to EPARA!

**Announcements:**

**50/50 Raffle:** Tonight's 50/50 Raffle was won by Walt – W3FNZ. He received a total of \$36.00 in cash.

**Adjournment...** Meeting was adjourned at 2030

***Motion to close Craig – W3WWP and 2<sup>nd</sup> by Pete – KB3YKJ Motion Passed***

Secretary  
*Kevin Forrest*  
W3KCF

# Upcoming Events and Activities



## Our Next Club Meeting Is April 9th, 2026

Meeting starts at 1930

After the meeting there will be a presentation given by Walt - w3fnz showing an easy to use analyzer he made to show breaks and faults in your coax.

### VE Session at 1800 before our normal club meeting

**Directional Antenna Build** - We plan on building a directional antenna in April, followed by a fox hunt somewhere in Stroudsburg. We'll have more information available at our next club meeting. Tentative dates for the build and hunt will be April 18th or April 25th.

Rule #1 of Amateur Radio, it is a hobby, unless you figured out a way to fashion a living out of it.

Rule #2 of Amateur Radio, life is not a hobby and typically carries heavy responsibilities of everything that is not a hobby.

Rule #3 of Amateur Radio, never give up a LIFE event for a Ham event. You may make some great memories at the Ham event, but the guilt you may carry missing a LIFE event can be a terribly heavy millstone.

Rule #4 of Amateur Radio, as technology moves forward, so does Ham Radio - do what makes you happiest, experiment with other elements of Ham Radio as LIFE allows.

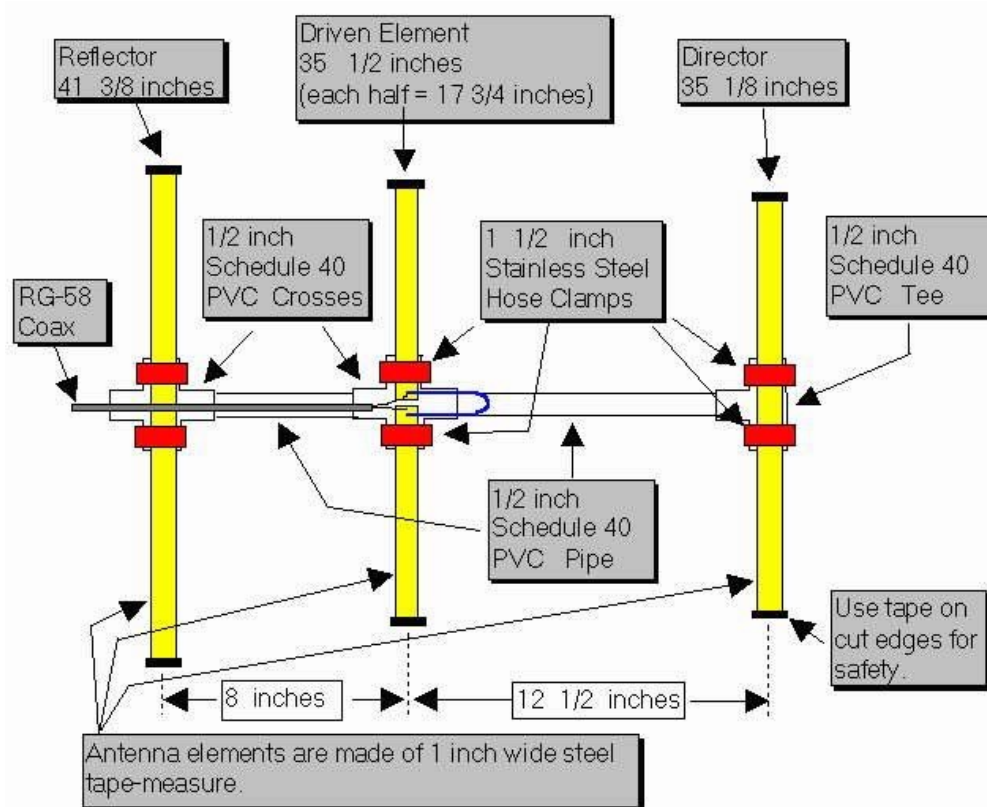
Rule #5 of Amateur Radio, it is only Ham Radio, when confused always refer to Rule #1 through #4.

# St. Patrick's Day Parade March 22, 2026

This year's parade had an amazing turnout with over 120 Floats. The parade route was packed with enthusiastic spectators. The excitement was everywhere with the privilege of EPARA being there in the spotlight, spectators shouting out Ham Radio, as we passed them. I would genuinely like to thank Al kb3ovb and Bob {no call sign yet} for all their help with setting up, participating and breaking down, thereafter getting lunch for them. Al rode in the trailer, Bob a passenger and I drove the truck {Ed kc3olb}. We greatly appreciate Kevin - w3kcf for lending his truck and trailer for this event, many thanks from myself and the EPARA club.



# Technical Projects and Support



## Build it: 2 meter Tape Measure Yagi Beam Antenna

by [Michael Martens](#) | Feb 7, 2017 | [Ham Radio Q and A](#) | [1 comment](#)

I enjoy searching for hidden transmitters. I did my first fox hunt more than 15 years ago and built a tape measure yagi antenna for that purpose. That antenna served me well and not only sniffed out hidden transmitters, but also located an individual causing malicious interference to our local repeater. Our club was looking for activities for the coming year that were a little more social, so a fox hunt was recommended. So out comes the tape measure yagi from the garage. But it was getting a little bit scuffed and the cable was all ratty. So I decided it was time to build a new one.

The 2 Meter band tape measure beam antenna is a 3 element Yagi with about 7.2 db of forward gain. This lightweight antenna is perfect to use for fox hunts or as a portable directional antenna for public service events.

There are plenty of plans online to build your own tape measure antenna, but no good step by step video that takes you through the process. So with that, watch the video and go ahead and build your own tape measure yagi.

## Parts List

- 1 25 foot 1 inch wide steel tape measure
- 1 10 foot piece of 3/4 inch Schedule 40 PVC Tube
- 2 3/4 inch PVC Cross connectors
- 2 3/4 inch PVC T connector
- 6 3/4 to 1 1/2 inch stainless Hose Clamps
- 1 5 inch piece of 14 ga wire
- 1 length of RG-58 cable, approx 6 foot
- Solder and Flux
- Electrical Tape


## Tools

- Soldering Iron
- Tin Snips
- Wire Cutter
- Screw driver or nut driver
- PVC cutter or fine tooth saw
- Sand paper or Dremel tool with sanding disk
- Ruler or tape measure

## Step 1

Cut three pieces of PVC tubing. One piece will be 11 1/4 inches long and the second will be 6 7/8 inches long. These pieces will make up the support boom for the antenna. The third piece can be any length, it will be the handle for the antenna, so give yourself about a foot or foot and a half. Whatever is comfortable.

Fit the pieces of PVC tube together with the crosses and the T. You may PVC cement if you wish to make the connections permanent, otherwise dry fitting them will be fine. The distance between the first cross and the middle cross has to be 8 inches and the distance between the middle cross and and the



**Step 2**

Cut the tape measure into four pieces. One piece will be 41 3/8 inch and the second will be 35 1/8 inch. These are the reflector and director elements for your yagi. The driven element is made up of two pieces, so cut two pieces that are 17 3/4 inches long.

**Step 3**


On the two driven element pieces, sand or grind away the paint from one corner. This is where we will solder the the coax and the hairpin match. Apply flux and use your soldering iron to tin this area. It's easier to tin this area now before attaching the elements to the support boom.

**Step 4**

Assemble the director and reflector elements. Making sure they are centered, use the hose clamps to attach the elements to the T and Cross connectors.

**Step 5**

Assemble the driven elements. Using the hose clamps, attach each half of the driven elements to the Cross connector. There should be a one inch gap between the two pieces.

**Step 6**

Attach the hairpin match. Take your 5 inch piece of wire and strip 1/4 inch off each end. Bend the wire so it is in a U shape with a 3/4 inch gap. Solder this to the tinned ends of the driven element.

**Step 7**

Attach the coax. I've got a six foot length prepared piece of RG-58 coax where I put a BNC connector on one end and stripped the braid and center conductor on the other. You'll solder these two ends to the driven element of the antenna. It doesn't make a difference which end goes where. Now before you solder, you can drill a hole in your boom and thread the coax inside the pipe. Otherwise just use a couple of cable ties or electrical tape to secure the coax to the antenna.

With that, your antenna is complete. With these dimensions the antenna should be resonant at about 146.5 Mhz. If you are going to use this as a receive antenna for fox hunting, tuning isn't critical, but if you plan to transmit with it, then you can check it with an antenna analyzer or power meter and make any small adjustments by varying the gap between two parts of the driven element.

**Watch the build here:**

<https://www.youtube.com/watch?v=BmHoQrDfw-0&t=5s>

# EPARA SWAP AND SHOP

If you have anything you'd like to buy, sell, swap or trade, this is the place to post your gear. Share your information here and then again on AI's Swap Net. Tuesday Night at 2030  
WX3OES 146.865 PL 100

**Send information you'd like posted to Kevin - W<sub>3</sub>KCF**  
**[eparabeacon@gmail.com](mailto:eparabeacon@gmail.com)**